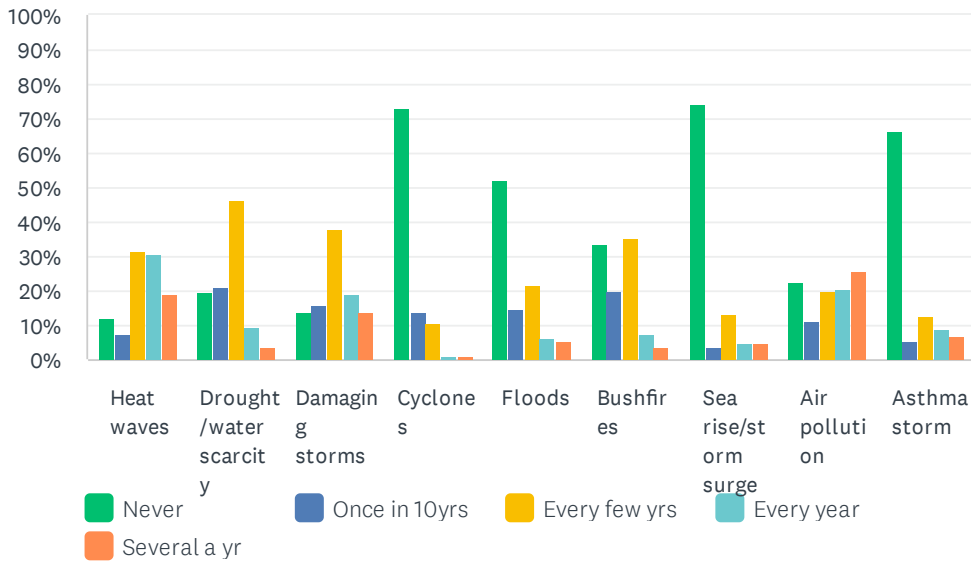


Q1 Have you been negatively impacted by any of the following extreme weather events?

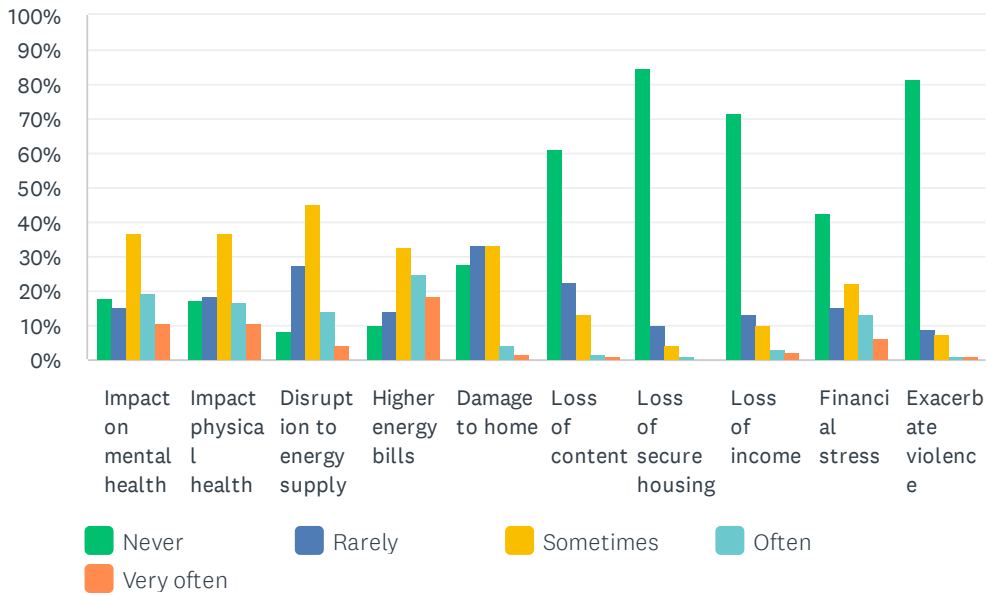
Answered: 261 Skipped: 0



	NEVER	ONCE IN 10YRS	EVERY FEW YRS	EVERY YEAR	SEVERAL A YR	TOTAL	WEIGHTED AVERAGE
Heat waves	12.00% 30	7.20% 18	31.60% 79	30.40% 76	18.80% 47	250	3.37
Drought/water scarcity	19.67% 48	20.90% 51	46.31% 113	9.43% 23	3.69% 9	244	2.57
Damaging storms	13.94% 35	15.94% 40	37.85% 95	18.73% 47	13.55% 34	251	3.02
Cyclones	73.42% 174	13.50% 32	10.55% 25	1.27% 3	1.27% 3	237	1.43
Floods	52.24% 128	14.69% 36	21.63% 53	6.12% 15	5.31% 13	245	1.98
Bushfires	33.74% 83	19.92% 49	35.37% 87	7.32% 18	3.66% 9	246	2.27
Sea rise/storm surge	74.14% 172	3.45% 8	12.93% 30	4.74% 11	4.74% 11	232	1.63
Air pollution	22.86% 56	11.02% 27	20.00% 49	20.41% 50	25.71% 63	245	3.15
Asthma storm	66.53% 159	5.02% 12	12.55% 30	9.21% 22	6.69% 16	239	1.85

Q2 How frequently have you experienced each of the following as a result of extreme weather events?

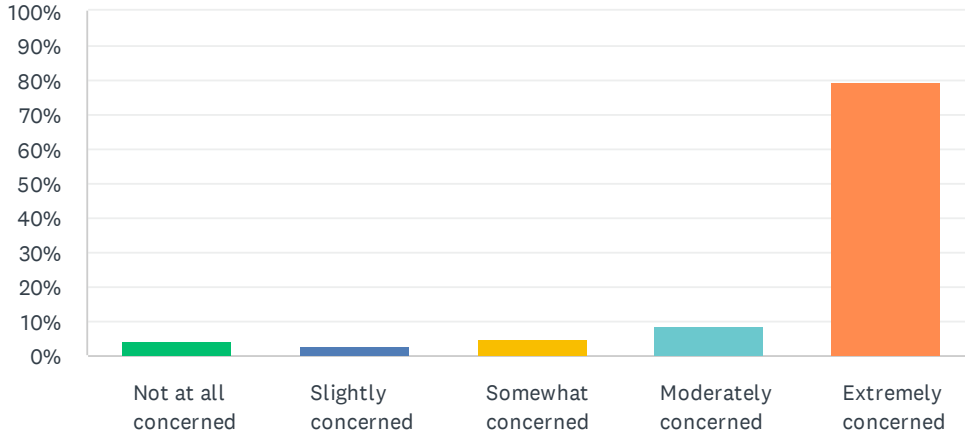
Answered: 261 Skipped: 0



	NEVER	RARELY	SOMETIMES	OFTEN	VERY OFTEN	TOTAL	WEIGHTED AVERAGE
Impact on mental health	17.72% 45	15.35% 39	36.61% 93	19.69% 50	10.63% 27	254	2.90
Impact physical health	17.51% 45	18.29% 47	36.96% 95	16.73% 43	10.51% 27	257	2.84
Disruption to energy supply	8.53% 22	27.52% 71	45.35% 117	14.34% 37	4.26% 11	258	2.78
Higher energy bills	9.77% 25	14.06% 36	32.81% 84	25.00% 64	18.36% 47	256	3.28
Damage to home	27.95% 71	33.07% 84	33.07% 84	4.33% 11	1.57% 4	254	2.19
Loss of content	61.20% 153	22.80% 57	13.20% 33	1.60% 4	1.20% 3	250	1.59
Loss of secure housing	84.74% 211	10.04% 25	4.42% 11	0.80% 2	0.00% 0	249	1.21
Loss of income	71.60% 179	13.20% 33	10.00% 25	3.20% 8	2.00% 5	250	1.51
Financial stress	42.86% 108	15.48% 39	22.22% 56	13.10% 33	6.35% 16	252	2.25
Exacerbate violence	81.45% 202	8.87% 22	7.26% 18	1.21% 3	1.21% 3	248	1.32

Q3 Are you concerned about the impacts of climate change - for example more frequent and intense extreme weather events like floods, fires, heatwaves, storms, sea level rise - on you?

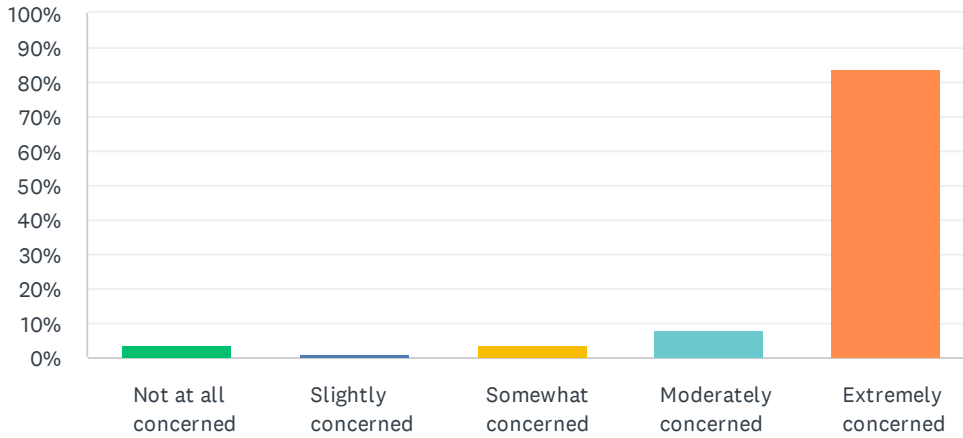
Answered: 261 Skipped: 0



ANSWER CHOICES	RESPONSES
Not at all concerned	4.21% 11
Slightly concerned	2.68% 7
Somewhat concerned	4.98% 13
Moderately concerned	8.43% 22
Extremely concerned	79.69% 208
TOTAL	261

Q4 Are you concerned about the impacts of climate change - more frequent and intense extreme weather events like floods, fires, heatwaves, storms, sea level rise - on your community?

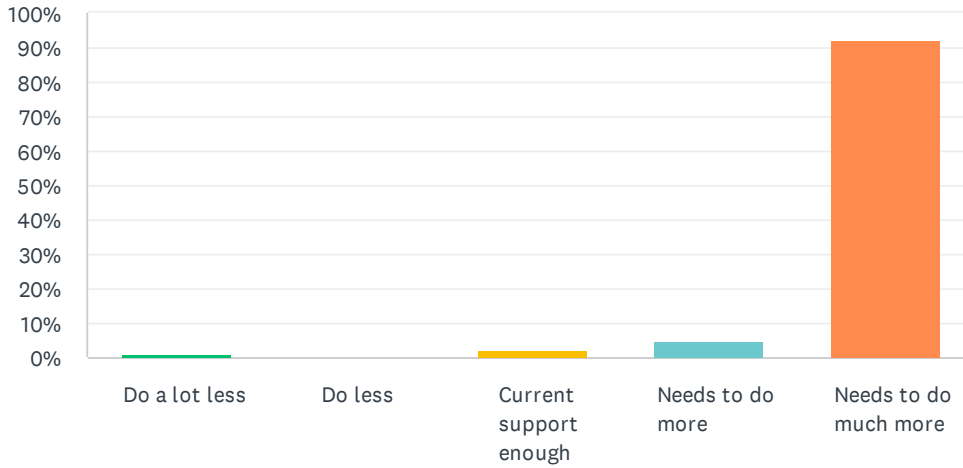
Answered: 261 Skipped: 0



ANSWER CHOICES	RESPONSES
Not at all concerned	3.83% 10
Slightly concerned	1.15% 3
Somewhat concerned	3.83% 10
Moderately concerned	7.66% 20
Extremely concerned	83.52% 218
TOTAL	261

Q5 Do you believe the next Federal Government needs to do more or less to support people to respond, recover and build resilience to extreme weather events?

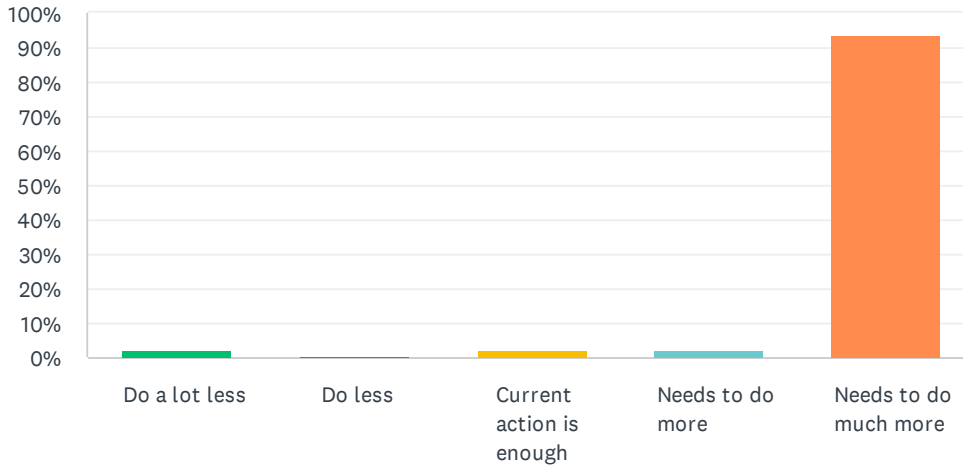
Answered: 261 Skipped: 0



ANSWER CHOICES	RESPONSES	
Do a lot less	1.15%	3
Do less	0.00%	0
Current support enough	2.30%	6
Needs to do more	4.60%	12
Needs to do much more	91.95%	240
TOTAL		261

Q6 Do you believe the next Federal Government needs to do more or less to reduce emissions that come from burning coal, gas, oil and deforestation and cause climate change?

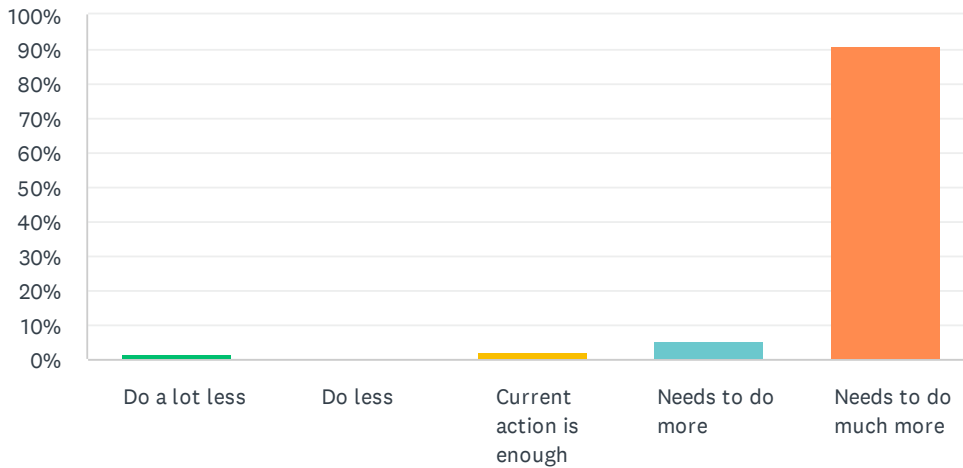
Answered: 261 Skipped: 0



ANSWER CHOICES	RESPONSES	
Do a lot less	1.92%	5
Do less	0.38%	1
Current action is enough	1.92%	5
Needs to do more	1.92%	5
Needs to do much more	93.87%	245
TOTAL		261

Q7 Do you believe the next Federal Government needs to do more or less to help people on low-income benefit from the transition to zero emissions (for example, access to more energy efficient homes, rooftop solar, electric vehicles, regional jobs)?

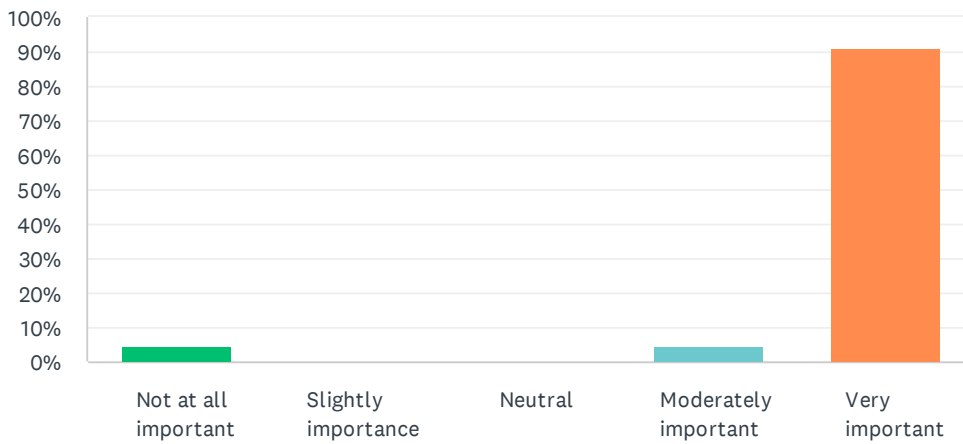
Answered: 261 Skipped: 0



ANSWER CHOICES	RESPONSES
Do a lot less	1.53% 4
Do less	0.00% 0
Current action is enough	1.92% 5
Needs to do more	5.36% 14
Needs to do much more	91.19% 238
TOTAL	261

Q8 At this year's federal election, how important is action on climate change from parties and candidates to your vote?

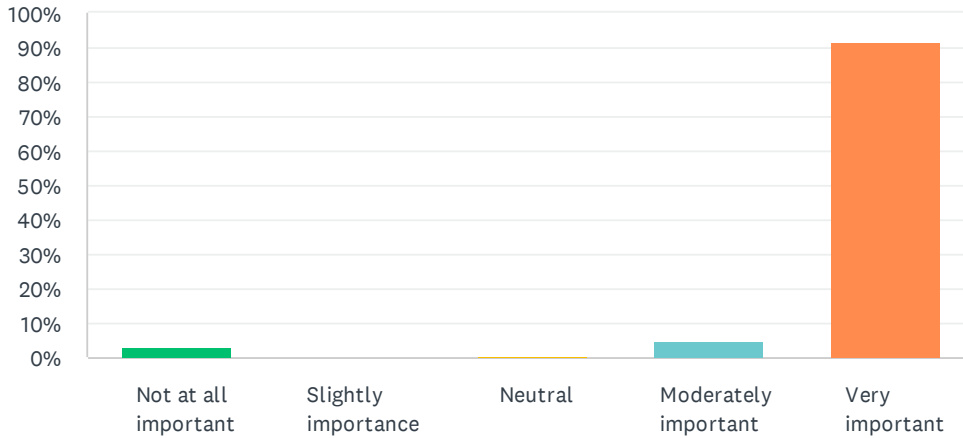
Answered: 261 Skipped: 0



ANSWER CHOICES	RESPONSES	
Not at all important	4.60%	12
Slightly importance	0.00%	0
Neutral	0.00%	0
Moderately important	4.60%	12
Very important	90.80%	237
TOTAL		261

Q9 At this year’s federal election, how important to your vote is it that parties and candidates prioritise measures to address climate change that benefit people experiencing financial and social disadvantage?

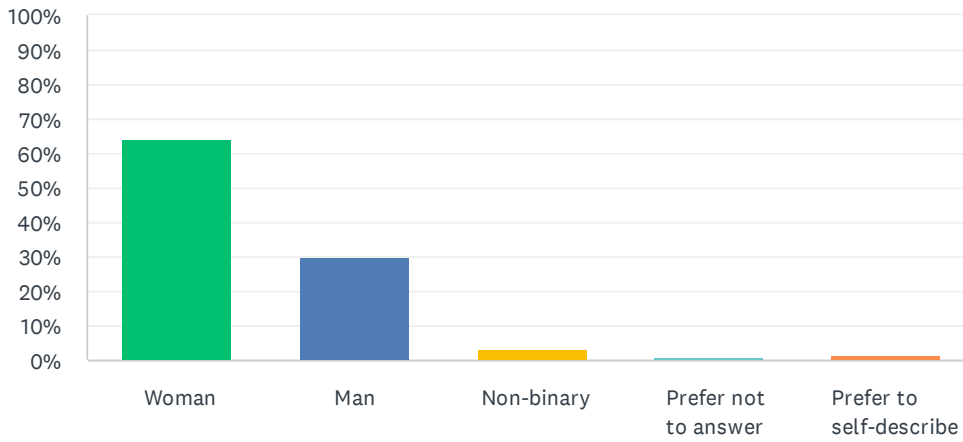
Answered: 261 Skipped: 0



ANSWER CHOICES	RESPONSES	
Not at all important	3.07%	8
Slightly importance	0.00%	0
Neutral	0.38%	1
Moderately important	4.98%	13
Very important	91.57%	239
TOTAL		261

Q12 What is your gender identity?

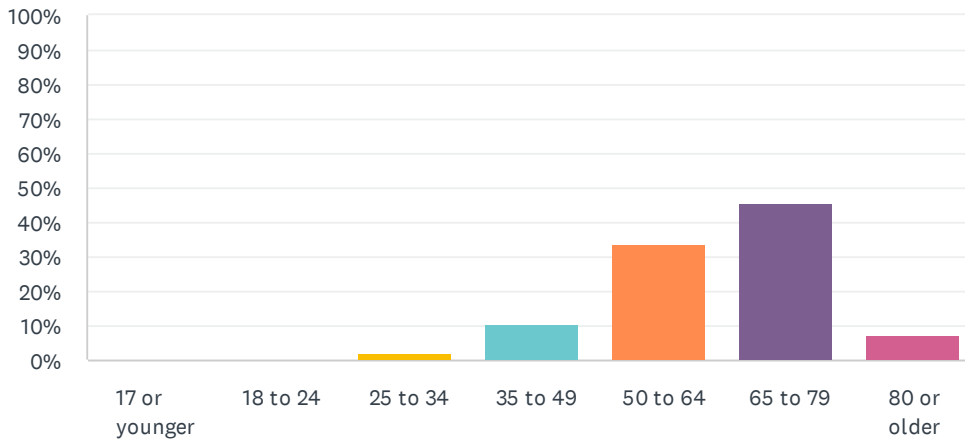
Answered: 261 Skipped: 0



ANSWER CHOICES	RESPONSES	
Woman	64.37%	168
Man	29.89%	78
Non-binary	3.07%	8
Prefer not to answer	1.15%	3
Prefer to self-describe	1.53%	4
TOTAL		261

Q13 What is your age?

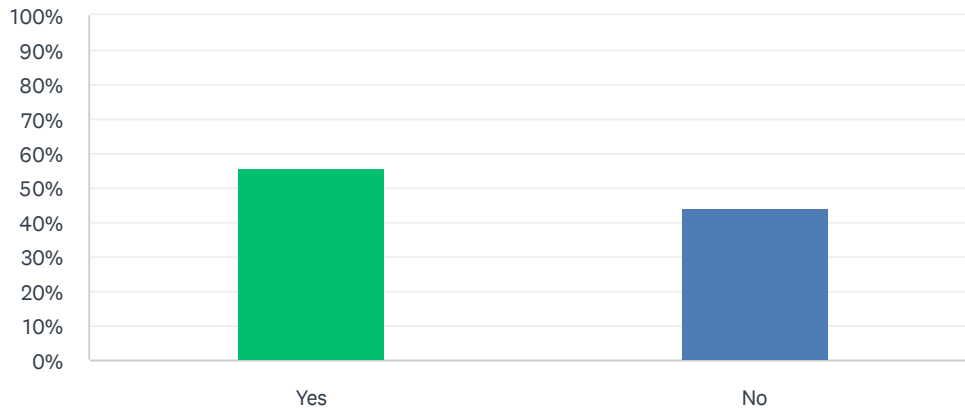
Answered: 261 Skipped: 0



ANSWER CHOICES	RESPONSES	
17 or younger	0.38%	1
18 to 24	0.00%	0
25 to 34	2.30%	6
35 to 49	10.73%	28
50 to 64	33.72%	88
65 to 79	45.59%	119
80 or older	7.28%	19
TOTAL		261

Q14 Are you struggling with the cost of living?

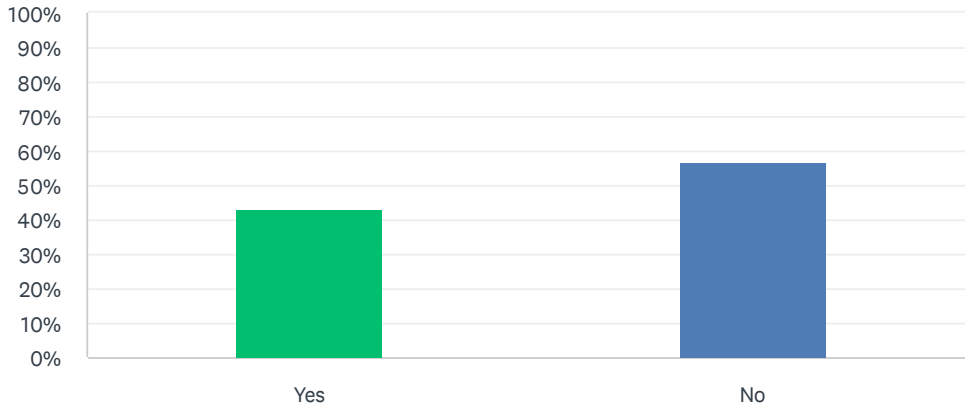
Answered: 261 Skipped: 0



ANSWER CHOICES	RESPONSES	
Yes	55.56%	145
No	44.44%	116
TOTAL		261

Q15 Are you currently receiving (or in the process of applying for) JobSeeker, Youth Allowance, parenting payments or other income support payments?

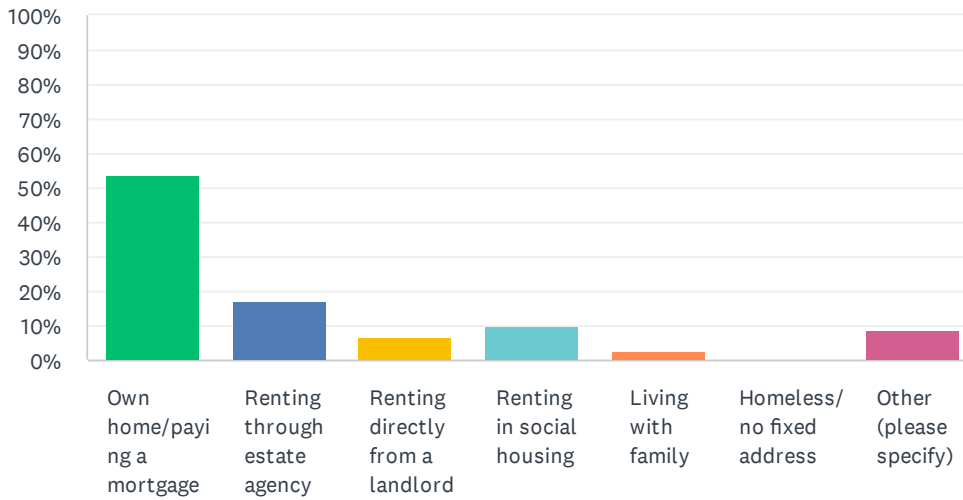
Answered: 261 Skipped: 0



ANSWER CHOICES	RESPONSES	
Yes	42.91%	112
No	57.09%	149
TOTAL		261

Q16 What is your living situation?

Answered: 261 Skipped: 0



ANSWER CHOICES	RESPONSES	
Own home/paying a mortgage	53.64%	140
Renting through estate agency	17.24%	45
Renting directly from a landlord	6.90%	18
Renting in social housing	9.96%	26
Living with family	2.68%	7
Homeless/no fixed address	0.77%	2
Other (please specify)	8.81%	23
TOTAL		261